

WELLAND GOULDSMITH SCHOOL
CLASS K.G.
SUBJECT- ENGLISH LANGUAGE
TOPIC :OPPOSITES







Recapitulation:

1. Opposites are word pairs that are related but totally different in meaning.
2. Opposites are the words that are not the same. They are different from each other.
3. An opposite is when two words contradict each other.
4. Learning opposites helps us to describe things.
5. Understanding the Concept of opposite is important as it helps to learn how to compare two different things and to develop a proper understanding of an object.
6. Thus learning opposites is fun and useful to see and express the changes.
7. Examples are as follows:
 - a. big – small
 - b. hot – cold
 - c. happy – sad
 - d. open – close
 - e. day – night
 - f. clean – dirty
 - g. fat – thin
 - h. sit – stand
 - i. in – out

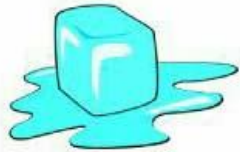
- j. tall – short
- k. black – white
- l. come – go
- m. yes – no
- n. good – bad
- o. before – after
- p. fast – slow
- q. up – down
- r. far – near
- s. full – empty
- t. new – old.

WORKSHEET

Look at the picture of opposites below. Draw a line to match each picture with its opposite.

1	 tall	 far
2	 near	 sour
3	 sweet	 short

4



cold



fast

5



slow



small

6




big



hot

7



up



closed

8



happy



down

9



open



sad

10



day



back

11



front



full

12



empty



night