

## KG WORKSHEET

SUBJECT: ARITHMETIC

TOPIC: GREATER, LESSER AND EQUAL SIGN

### ANSWER KEY

Q1) Put the sign  $>$ ,  $<$ , or  $=$

a)  $10 < 12$

b)  $22 = 22$

c)  $17 < 19$

d)  $5 < 6$

e)  $32 > 23$

f)  $11 = 11$

g)  $40 < 60$











h)  $29 < 39$

i)  $31 > 13$

j)  $8 > 7$



Q2) Count and put the correct sign  $>$ ,  $<$ ,  $=$

1		$>$	
2		$<$	
3		$>$	
4		$<$	
5		$=$	

Q3) Colour and put the sign  $>$ ,  $<$ ,  $=$

The worksheet contains four rows of comparison problems. Each row consists of two boxes of objects, a central cloud containing a sign, and a box for the answer.

- Row 1: Left box contains 6 leaves, right box contains 5 flowers. The sign in the cloud is  $>$ .
- Row 2: Left box contains 7 leaves, right box contains 7 leaves. The sign in the cloud is  $=$ .
- Row 3: Left box contains 4 leaves, right box contains 5 leaves. The sign in the cloud is  $=$ .
- Row 4: Left box contains 5 leaves, right box contains 6 leaves. The sign in the cloud is  $<$ .