








**WELLAND GOULDSMITH SCHOOL**  
**ENGLISH WORKSHEET**  
**CLASS NURSERY**









1. In the English four-line exercise book write these 3 letter words with the pictures and learn the spelling well. Do 1 page each. Example is given below.










2. In the English four-line exercise book write these pages as given in the example below. ( Do 1 page each).



Spell the words

-  -
-  -
-  -
-  -
-  -
-  -
-  -
-  -

-  -
-  -
-  -
-  -
-  -
-  -
-  -

Draw the object

- lid -
- pen -
- cat -
- pin -
- tea -
- bag -
- nib -
- bed -

- mat -
- zip -
- net -
- fan -
- bib -
- key -
- van -

3. These are the Pattern Writing work to be done in the big check exercise book. 20 patterns are given. Do one page for each pattern.



4. Learn the rhymes from the rhyme book :

- a. Little Betty Blue      page 17
- b. Early to Bed          page 20
- c. Rain, Rain              page 21
- d. Little Jack Horner      page 21