

WELLAND GOULDSMITH SCHOOL

CLASS K.G WORKSHEET

SUBJECT- MATHS

TOPIC- GREATER LESSER AND EQUAL

SIGN

1. Put the Sign: > , < , =

a] 8 ___ 5

b] 6 ___ 6

c] 12 ___ 15

d] 9 ___ 7

e] 5 ___ 8

f] 18 ___ 10

2. Fill in with Greater(>) and Lesser(<) sign :

$$\textcircled{3} \quad \blacksquare \quad \textcircled{6}$$

$$\textcircled{5} \quad \blacksquare \quad \textcircled{4}$$

$$\textcircled{10} \quad \blacksquare \quad \textcircled{12}$$




$$\textcircled{9} \quad \blacksquare \quad \textcircled{7}$$

$$\textcircled{20} \quad \blacksquare \quad \textcircled{18}$$

$$\textcircled{8} \quad \blacksquare \quad \textcircled{3}$$

$$\textcircled{2} \quad \blacksquare \quad \textcircled{7}$$

3. Greater Than >, Less Than <, Equal To =

> is greater than 	= is equal to 	< is less than 
2 ○ 1	4 ○ 9	3 ○ 3
10 ○ 5	7 ○ 6	8 ○ 2
9 ○ 9	1 ○ 3	2 ○ 1
8 ○ 4	6 ○ 6	7 ○ 10

4. Colour and Put Signs < , > & =

