






# Welland Gouldsmith school Patuli

Class: Nursery






Subject: Number work

1. Write – 1 to 50 in TO column. In your small check exercise book.
2. Nova Numbers- Do pages 7, 8, 9, 15, 16 and 28.

1. COUNT AND WRITE THE NUMBER OF OBJECTS IN EACH SET.

	<input type="text"/>	<input type="text"/>	<input type="text"/>	<input type="text"/>
	<input type="text"/>	<input type="text"/>	<input type="text"/>	<input type="text"/>
	<input type="text"/>	<input type="text"/>	<input type="text"/>	<input type="text"/>
	<input type="text"/>	<input type="text"/>	<input type="text"/>	<input type="text"/>
	<input type="text"/>	<input type="text"/>	<input type="text"/>	<input type="text"/>









2. MATCH THE OBJECTS IN EACH SET WITH THEIR NUMERALS.

				
3	5	4	2	1

Date

Teacher's Signature .....

3. COUNT AND CIRCLE THE CORRECT NUMBER.

 ② 3 5	 3 2 4
 3 4 5	 1 2 3
 1 2 4	 4 3 5
 3 4 2	 1 2 3

Date

Teacher's Signature .....

4. COLOUR THE CORRECT NUMBER OF FOOTBALLS.

 2	 4
 1	 3
 5	 2



5. START FROM 1 AND DRAW A LINE TO SHOW THE RIGHT PATH FOR THE FROG TO GET TO 5.



Date

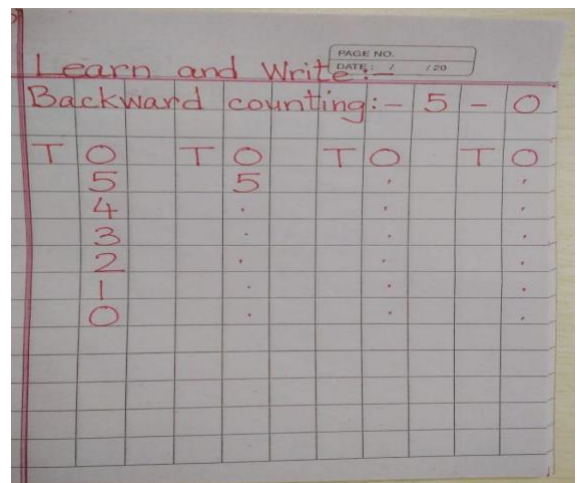


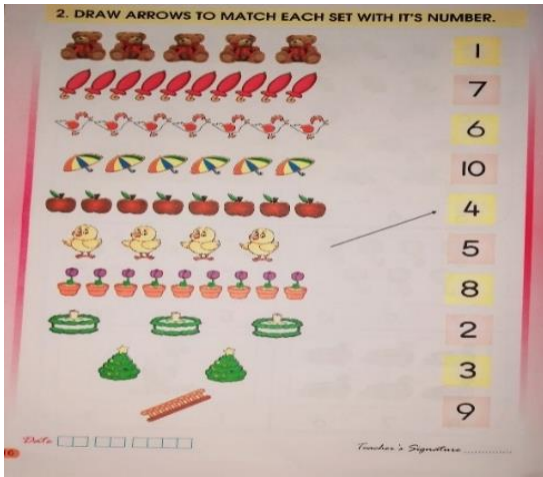
Teacher's Signature .....

1. COUNT AND CIRCLE THE CORRECT NUMBER.

 6 7 ⑧	 7 8 9
 5 6 7	 4 3 2
 7 9 10	 8 9 10
 8 7 6	 1 2 3

Date

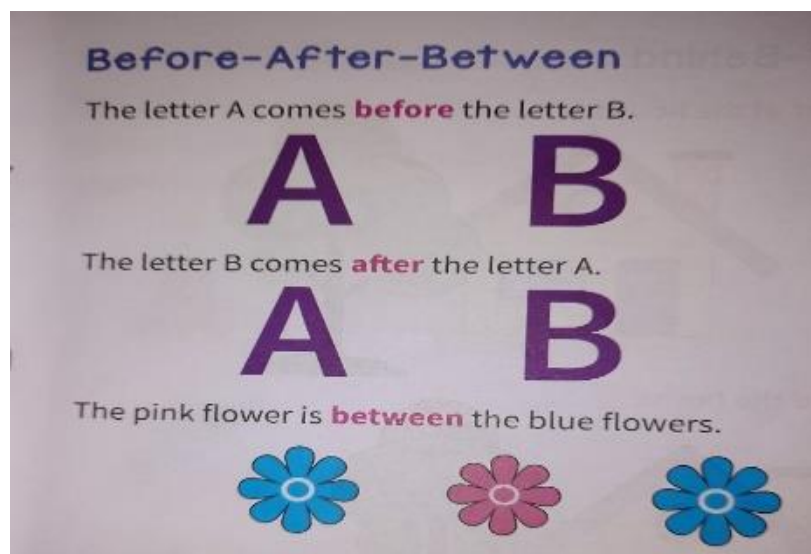
Teacher's Signature .....



3. Learn and write in small check exercise book:-

Backward counting- 5 to 0.

4. Understanding the concept of – Before, After, Between.



## What comes – Before?

----- 2

----- 8

----- 6

----- 1

----- 4

----- 5

----- 9

----- 7

----- 3

----- 10

## 5. Understanding the concept of ZERO

