

Welland Gouldsmith School
Class 1
Arithmetic Worksheet

Time- A clock is used to know the time. The flat surface is called a face. The numbers 1 to 12 are on the face of the clock. The clock has two hands. One hand is short and is called the hour hand, it shows the hour. The other hand is long and is called the minute hand, it shows the minute.

Exercise to be done in Arithmetic exercise book.

1. Write the time.

a. _____




b. _____




c. _____



d. _____



e. _____




2. Draw the hands on the clock according to the time given.

a. 6 'o' clock



b. 8 'o' clock



c. 3 'o' clock



d. 5 'o' clock



e. 9 'o' clock



3. Match the time.




1 'o' clock




3 'o'clock



12 'o' clock



4 'o' clock



11 'o' clock