


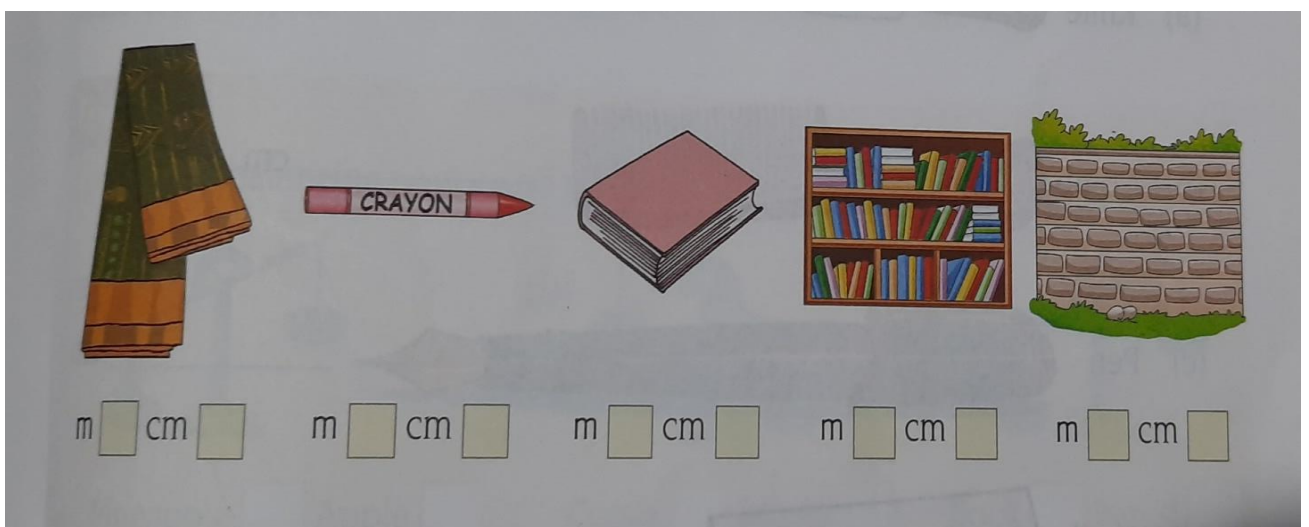
WELLAND GOULDSMITH SCHOOL
CLASS-3
MATHEMATICS
MEASUREMENT- WORKSHEET

1. Measure the length of each pencil using the centimetre scale.

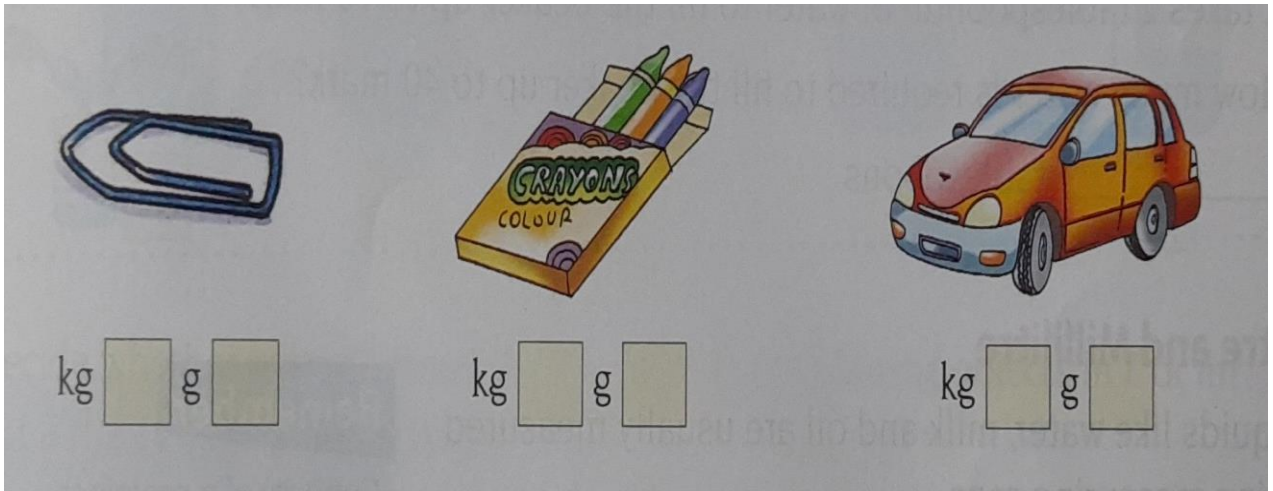


2. Put the tick mark in the correct box.

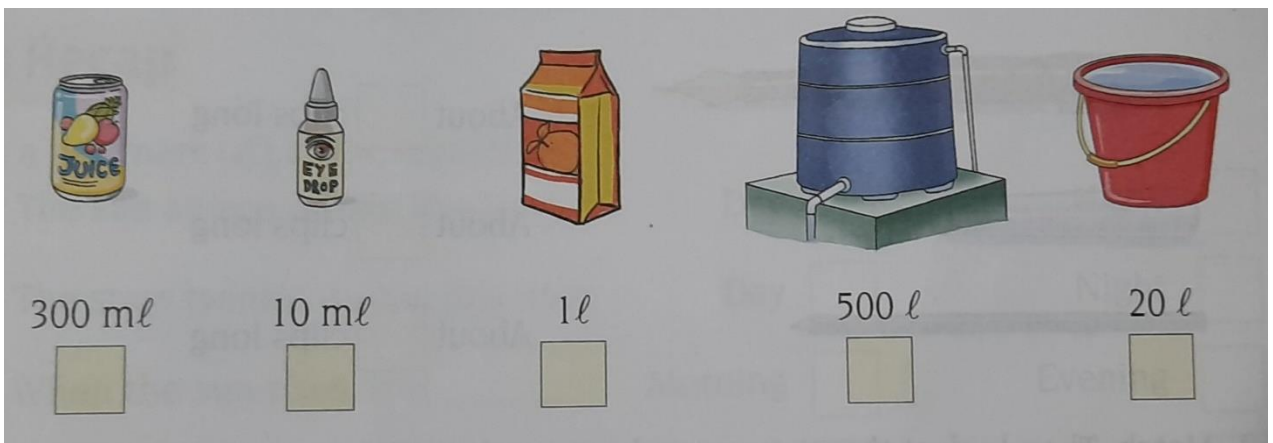
(i)



(ii)



3. Number the objects 1 to 5, starting with the one that holds the least and ending with the one that holds the most.



4. Convert to cm.

(i) $8 \text{ m} = \underline{\hspace{2cm}} \text{ cm}$

(ii) $1 \text{ m } 10 \text{ cm} = \underline{\hspace{2cm}} \text{ cm}$

5. Add the missing weights.

(i) $1 \text{ kg} = 500 \text{ g} + \underline{\hspace{2cm}} \text{ g}$

(ii) $1 \text{ g} = 200 \text{ mg} + 200 \text{ mg} + \underline{\hspace{2cm}} \text{ mg} + 200 \text{ mg} + \underline{\hspace{2cm}} \text{ mg}$