



KG_HINDI_AUDIO_1.mp3 (Command Line)



KG_HINDI_VIDEO_1.mp4 (Command Line)

CLASS – K.G. WORKSHEET

SUBJECT - HINDI

TOPIC- SWAR AKSHAR

- Today we learnt the Swar Akshars from उ to अ: with the help of a song.
- We learnt to pronounce and write them.
- We also learnt some common naming words with them.
- We can see many things around us starting with these Swar Akshars.
- Some examples are given below:




उल्लू



ऊँट



ऋषि



एक



ऐनक



ओखली



औरत























अंगूर

• Learn अ to अः

• Trace the alphabets



•Write the first letter-




•Circle the correct alphabets-

 इ (अ) ए	 औ इ ओ	 ए उ अ	 अं ओ ए
 अं औ इ	 ए आ ई	 अ: ओ ऐ	 ऊ ओ इ
 ई उ इ	 अं ओ ऊ	 औ ऋ आ	 ई उ ऊ

LEARN AND WRITE THREE TIMES:

1. आओ _____
2. आए _____
3. आई _____

•Do Matching:-


CLASS K.G

SUBJECT – HINDI

Answers to the given questions

• Write the first letter

• Ring the correct alphabets



• Matching

